

OnAir 1500

ON-AIR / PRODUCTION DIGITAL MIXING CONSOLE

A lot more broadcasting for a lot less money



STUDER
by HARMAN

A lot more broadcasting

For a lot less money



The OnAir 1500 has been designed as a flexible console for on-air broadcasting and is also suitable for production work. It is a compact and cost-effective solution for a studio or production room, or an ideal solution for studios needing an additional professional grade fader unit and additional I/O.

With simple point-to-point connectivity, the OnAir 1500 can easily be moved around as a backup or secondary unit, with a

recommended maximum distance of 60 meters from its core when connected via high-quality Cat5 cabling.

The basic 6-fader surface can mix up to 12 channels, and flexibility is increased with the addition of the 6-fader extension bay, creating either a 12 fader surface, or via Cat5 cable those 6 faders can be remotely placed in a Producer's bay or used as a redundant surface.

The OnAir 1500 is designed for use straight out of the box, with a simple plug and play operation. However, for the more involved owner the system is completely configurable, much like its big brothers the OnAir 3000 and OnAir 2500. The depth of configuration and customization is up to the user; and can be continually altered to accommodate a facility's changing needs and growth.



Broadcasting should be fun, not scary, for the DJ and for the Engineer. Though simple in its surface design, the platform supporting the system allows the console and operation to be tailored to accommodate every level of user:

Almost every scenario can be catered for ... for example triggering media to play if there is a predetermined period of silence, say when the DJ forgets to pull down the fader and then goes off for a break! Just line up a media source and

save the dreaded dead-air! Or perhaps there are some less experienced users who are learning the ropes... functions can be locked out for use on a per user basis.

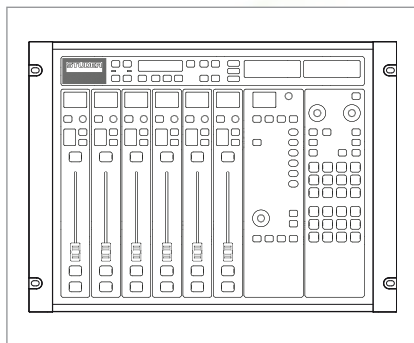
Every user is different and the OA1500 is designed to accommodate everyone, from the veteran DJ who wants to be able to tailor his desk to fit his exact needs, to making the overnight newcomer totally comfortable as the board is preset and locked to give them just

the right amount of control.

The system can bridge the gap between on-air and production needs, offering features to improve ease and efficiency of executing great programming in either setting, all of the time.



The compact control surface may also be surface-mounted using the optional rack-mount kit.



The OnAir 1500 can be used to mix up to 12 channels, including up to 8 channels of I/O via a USB port, which could of course be from a DAW system which contains multitrack audio or a CAB playout system. Connection to other Studer OnAir and Vista consoles for I/O sharing and acquisition of remote signals is easy since STUDER RELINK functionality is integrated into the OnAir 1500.

Changeover of desk configuration is made simple by the provision of 4 snapshot memories, which can be instantly recalled through dedicated keys on the

control surface. Certain keys may also be customised for quick access to often-required functions.

For communications with other staff in other locations such as reporters or producers, a direct Cat5 connection to the Monitor/Talkback box controller (E943-730000) is provided, allowing easy expansion of the system.

Integral GPIO connections are provided with dedicated red-light facilities for on-air and open mic identification in the control room and studio.

Key Features

- 6-fader or 12-channel consoles with Studer NANO SCORE integrated DSP/IO Engine with 100mm faders
- 6-fader add-on expansion module can form a 12-fader desk or be used as a remote fader section
- Flush/rack-mount options available
- Super slim design for ergonomic table top installation.
- OLEDs (Organic LED) in fader strips and central module provide clearest displays.
- Ergonomic, easy-to-learn Touch'n'Action™ user interface.
- Red lights for on-air and open mic indication in control room and studio.

• USB jingle playback and bus recording facilities

• Comprehensive monitoring and talkback with unique headphone split mode and internal speaker

• Standard I/O :

Inputs: 16 Mic/Line, 4 AES (with SFC), D21m card slot, USB

Outputs: 16 Line Out, 4 stereo AES, D21m card slot, USB

Control: 8 x GPI, 8 x GPO, Ethernet

• Buses: 1 stereo PGM, 1 stereo RECORD, 1 stereo PFL, 4 N-I busses (AUX), CR and ST monitoring (stereo)

• I/O Expansion through standard Studer D21m card slots (e.g Analogue, AES/EBU, MADI, A-DAT, TDIF etc)

• Advanced timer functionality

• USB User Identifier for quick console reconfiguration

• Complete integration with Radio Automation Systems, STUDER's CMS Call Management System (license included on 12-fader package) and STUDER Relink, our proprietary I/O sharing technology.



NANO SCORE

Monitor/Talkback Module





Meet your jingle player

The OnAir I500 features unique functionality simply not available in consoles of this size and price

Three USB ports are provided, one of which can be used as a source for audio files for use as jingle or playback, or it can be used to record either the on-air programme signal or the off-air signal of channels assigned to the dedicated and separate RECORD bus. This is not the same bus as the main program bus, so can be configured to record only parts of a programme such as interviews recorded off-air for later live playback, or the DJ mic channel for archive or training, for example.

A second USB port allows connection of up to 8 channels of digital I/O, for example from a DAW system for multitrack playback and record, or CAB automated playout system. It is also possible to utilise this to connect an external PC to the program output bus for legal programme logging requirements.

The third USB port is used for connection of keyboard and mouse when used to configure or

supplement the operation of the OnAir I500 (in combination with a screen attached to a DVI connector on the core). A separate PC is not required – all functionality is integrated within the OnAir I500, but an Ethernet connection allows a remote PC to operate the desk. In fact, with the proper VPN server, it is possible to operate the OnAir I500 over the Internet!



Colour coding

Colour coding surface features allows the user to operate easily and efficiently. People respond to colours much quicker than they do to something they read. Seeing the console highlighted in green lets the user know they are adjusting the dynamics of a channel, or selecting a bus master that lights up orange tells them they're listening to an auxiliary without having to look at the OLED.

Bus control

With the versatility of the console features, the use of buses can also be tailored to the needs of any on-air or production situation. There are 4 configurable stereo buses that can be picked off as any combination of N-1 or general use Auxiliary – you can even choose them as mono buses. There's also dedicated Program and Record buses in a switchable Stereo format and PFL/Cue for easy auditioning.

Monitoring

A comprehensive monitoring system is available directly on the surface. Unique features such as Headphone Split allow the user to listen to two different sources, one through the left and one through the right. Preset buttons also allow one touch control of all monitoring. Additional monitoring for separate studios is available via an external Monitoring Talkback unit for added flexibility.

Soft Keys

Customizing your console has never been easier: 12 soft-assign keys are on the surface, ready to be assigned any feature or function your studio needs. The custom-label keys can be used for features such as snapshot selections, triggering playback of files on the Jingle player, or perhaps an external GPIO you want quick access to.



Infinite flexibility

Configured just for you



3rd Party Protocols

Accommodating automation systems and routers is also no problem for the OnAir I 500. With 3 major protocols available with a license from Studer, Probel, Monitora, and Ember based systems can be integrated seamlessly. So whether you're future-proofing your investment or accommodating a new broadcast workflow, the OnAir I 500 is ready to go and easy to configure.

CMS

An integrated Call Management System [CMS] allows you to easily and efficiently manage multiple calls on one screen. Whether it's an Intern organizing callers to go on-air, or managing a live phone conference debate – the system offers all the tools to make an interactive show with listeners a breeze.

Snapshots

Snapshots can be created for easy recall of surface settings and channel configuration. For studios being used for multiple shows and applications, the Snapshots allow quick and easy recall-ability of settings for each show or event taking place at that time. A newscaster can sit down and load a configured snapshot. This gives continuity to the user and with one console all users potentially have their own customized and familiar surface to work from every day. The Chief Engineer can create global access snapshots, or go even deeper and create them on a per-user basis.

Off Air Record

Each channel can be quick assigned to the Record bus with one touch. Alternatively, engaging the OFF AIR button, the record function assigns the channel to off-air record mode enabling the user to perhaps record a phone interview during a commercial break and never leave the desk or change the surface snapshot.

Packed with functionality for Production, or easy to use for unskilled operators for on-air situations, the OnAir I 500 has the flexibility to cope.

Each input channel has access to 4-band parametric EQ, noise gate, compressor, limiter, expander and de-esser, so can be used in the

heart of production or simply to compensate on-air for sibilance from talent or guests.

The 7-segment display indicates time-of-day but can be switched over to act as a manual or a fader –triggered stop watch or count-down timer. If the USB player/ recorder is used, the

display can also give information on the current track number and duration.

To avoid accidentally engaging key functions which would disrupt a broadcast, control features may be locked out and configurations saved.

NANO SCORE

Make the right connections



The separate core of the OnAir 1500 contains the audio and control engine. Its straightforward design provides standard sockets making any additional breakout panel unnecessary.

16 XLR inputs are provided for connection of mono or stereo analogue sources, along with 16 XLR outputs for the bus and clean feed (N-X) outputs.

Two separate card slots can be equipped with any optional D21m I/O module, such as SDI, MADI (up to 64 ch in/56 ch out), ADAT, AES, or additional MIC inputs.

The front panel carries three USB ports, one of which is used to identify the console operator from which he can load his configuration and settings.

The second port can host a USB stick for recording and playback, while the third USB connection can be switched to deliver an additional eight channels of I/O to/from a USB device such as a DAW or CAB playout system.

A DVI connection is provided for an external monitor for use in desk configuration if required.

The NANO SCORE connects to the surface via just one Cat5 cable on the rear of the unit, supplying both the data connection and power to the surface. A second Cat5 port connects to the 6-fader extension when fitted, while the Ethernet port allows remote control of the console from a PC over IP or even the internet when a VPN server is also deployed.



An optional external 1U redundant PSU is also available (A943.065000).

Bus Structure

- 1 stereo PGM (switchable to mono)
- 1 stereo (switchable to mono)
- 1 stereo PFL
- 4 N-I (configurable as AUX) (switchable to mono)
- CR and ST monitoring (stereo)

Optional D2Im I/O modules

MADI

Provides up to 64 channels of MADI I/O. The MADI card features optical inputs for fibre connections.

ADAT

Optical input for two 8-channel ADAT connections.

AES

16 channels of AES/EBU input and output on two D-Type connectors.

MIC/LINE (Analogue)

A choice of cards providing 4 mic/line inputs with split feed outputs, 8 line inputs, or 8 line outputs, via a 25-way D-Type connector.

TDIF

This card provides two eight-channel TDIF I/O interfaces with 48 kHz, or 44.1 kHz operation with wordclock sync outputs on BNC connectors. Inputs and outputs are provided on standard 25-pin D-type connectors (female).

SDI

Allows the de-embedding and re-embedding of up to 16 SDI audio channels, at up to 3G datarates. The D2Im SDI card hosts SRCs (sampling rate converters) for both the audio inputs (de-embedding) and outputs (embedding), so the mixing console can run independently of the video sync used for SDI.



Compact StageBox

The Studer Compact Stagebox allows remote expansion of the connectivity of the OnAir 1500 system, providing up to 32 input and 16 output connections over MADI (optional MADI card required for NANO SCORE).

Share the work

The mixer that's ready to integrate

The OnAir 1500 incorporates numerous system applications as standard.

Integration with Router Control

Like its larger brothers the OnAir 2500 and OnAir 3000, the OnAir 1500 can interface with routing control systems such as VSM, Probel and Monitora, including the ability to transfer source labelling between systems wherever they are generated, and which appear on the channel OLED display for the channel name.

RELINK Integration

The OnAir 1500 can be easily integrated within the Studer RELINK Resource Linking managed I/O sharing system, which can link numerous Studer consoles in various locations of a Broadcast facility to allow audio source and control data sharing across a wide network.

One of the benefits of the Studer RELINK system in comparison to others is that it is based totally on Studer's existing SCore platform which is an integral part of a Studer console architecture, so no additional hardware or breakout boxes are required to complete the network.

Communicating over TCP/IP with each other; any combination of Studer Vista (5, 6, 7, 8 & 9), the OnAir 1500, OnAir 2500 and 3000 consoles, as well as Route 6000 can link via RELINK.

RELINK is seamless, scaleable, flexible, and can start with a simple link between two Studer consoles, right through to multi-console systems using a two-step topology where all signals are matrixed through a central device, e.g. the Studer Route 6000 system.

Source selection is transparent, and signal labels are automatically transferred to the consuming locations, so the operator always knows what source is connected.

A resilient mic take-over mechanism ensures that mic control parameters such as analogue gain, phantom voltage, etc. are not unintentionally changed but require conscious take-over confirmation.

CMS

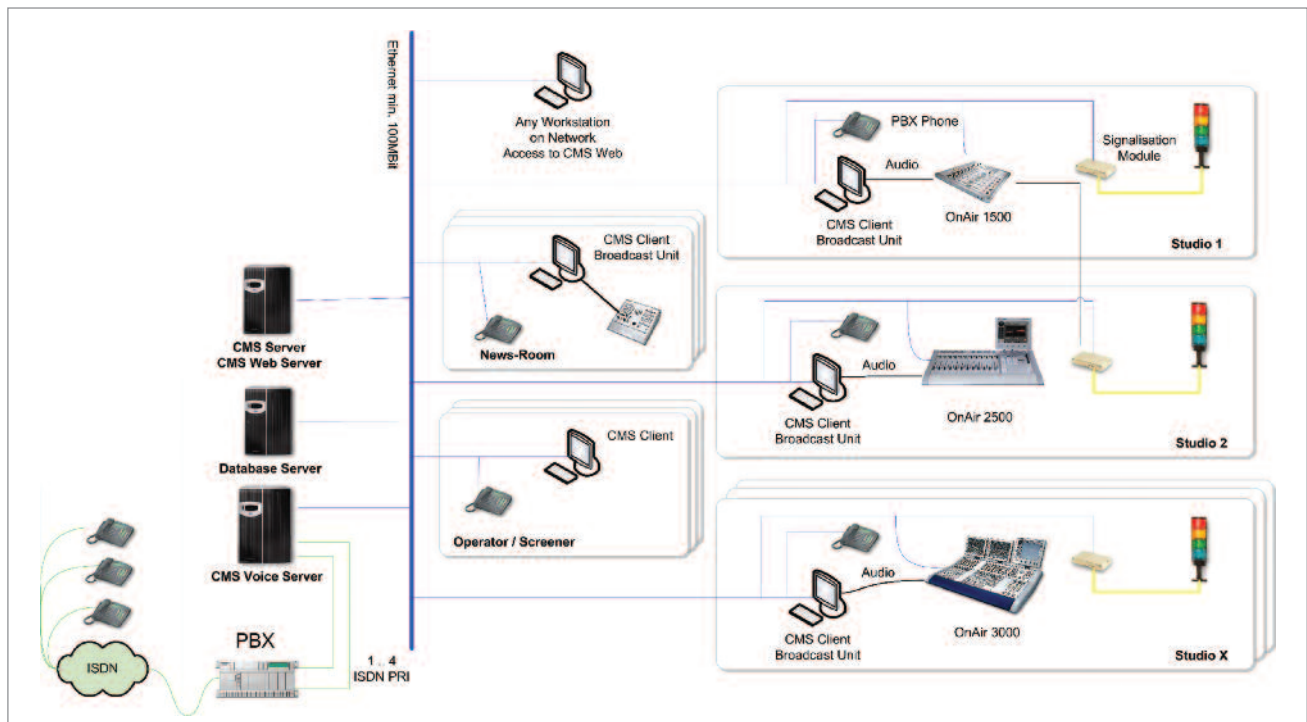
Naturally, integration with Studer's own Call Management System is included, and licensing is provided as standard on the 12-fader package (optional for the 6-fader desk). CMS allows the

DJ or Producer to handle large numbers of phone lines and callers, be they listeners, external reporters or even gaming and voting events.

Studer's CMS uses VoIP (Voice Over Internet Protocol) technology to supplement or replace expensive physical telephone hybrids and codecs, possibly replacing all the Codecs in a Broadcast facility with all control under the CMS/OnAir 3000 software. A server PC interfaces to standard POTS and ISDN lines, as well as almost any PBX with a VoIP interface.

Although available as a standalone system, the functionality and control of the CMS greatly increases when integrated with a Studer OnAir console platform. The CMS is designed for virtually any size of Broadcast facility; not just for the larger, multi-studio facility. Systems can be designed to start with just 2 studio clients providing call-ins to two console faders.

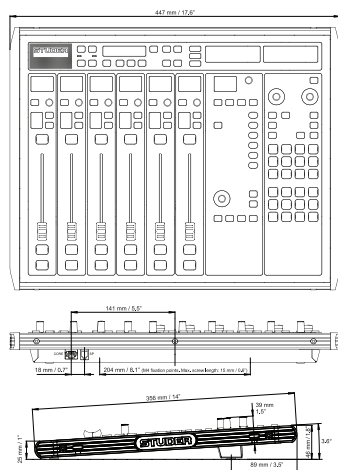
The CMS software applications have an intuitive and user friendly GUI to easily cover various roles in the Broadcaster's daily business (DJ, Producer, Engineer). Waiting rooms, gaming and voting can all be integrated through the console interface.



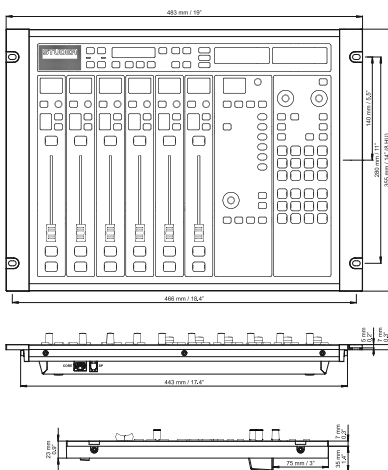
Weights & Dimensions



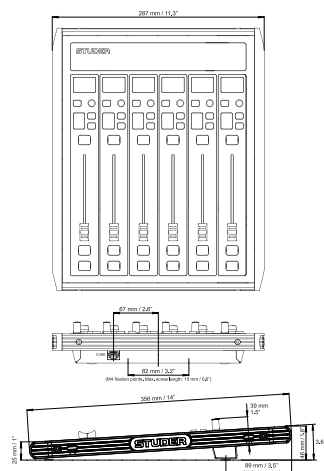
OnAir 1500 Desk



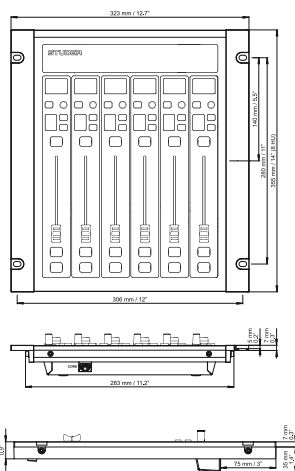
OnAir 1500 Desk - Rack/Table-mount



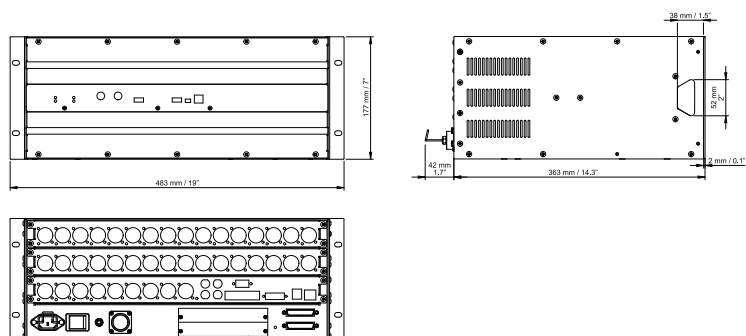
6-Fader Extension Module



6-Fader Extension Module - Table-mount



NANO SCORE



Part Numbers:

OnAir 1500 6-fader Desk Unit
(with NANO SCORE): E943-706000

OnAir 1500 12-fader system
(with NANO SCORE): E943-712000

Monitor/Talkback Box: E943-730000

19" Rack/Desk mount kit: E943-740000

STUDER

by HARMAN

Studer Professional Audio GmbH
Riedthofstrasse 214
CH-8105 Regensdorf
Switzerland
Phone: +41 44 870 75 11
Fax: +41 44 870 71 34

Studer USA
8500 Balboa Boulevard
Northridge
CA 91329

Phone: 818 920 3212
<http://usa.studer.ch>

Studer reserves the right to improve or otherwise alter any information supplied in this document or any documentation supplied hereafter; E&OE 09/11.
All trademarks are recognised as the property of their respective owners.

Part No: BD10.943302

www.studer.ch

